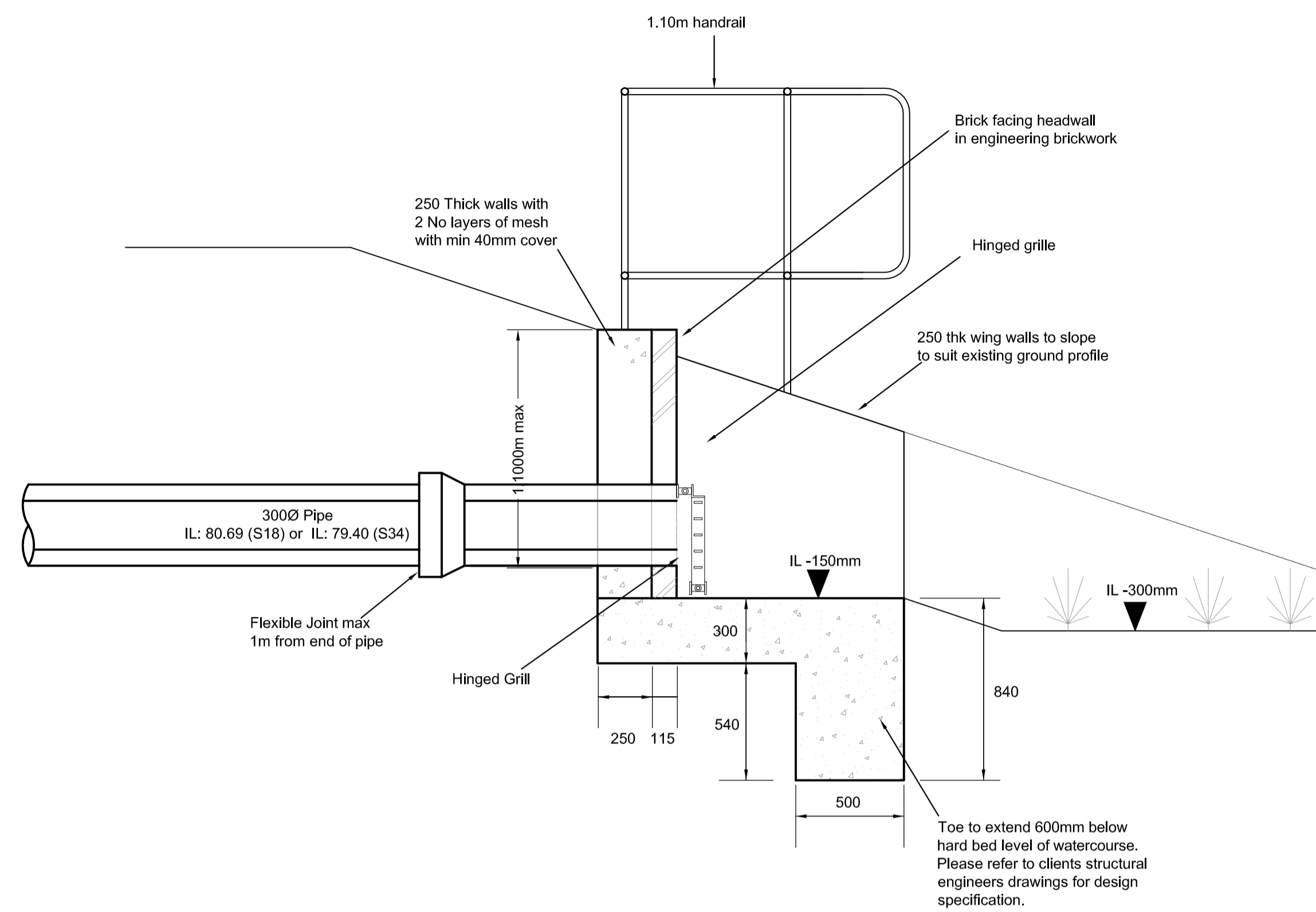
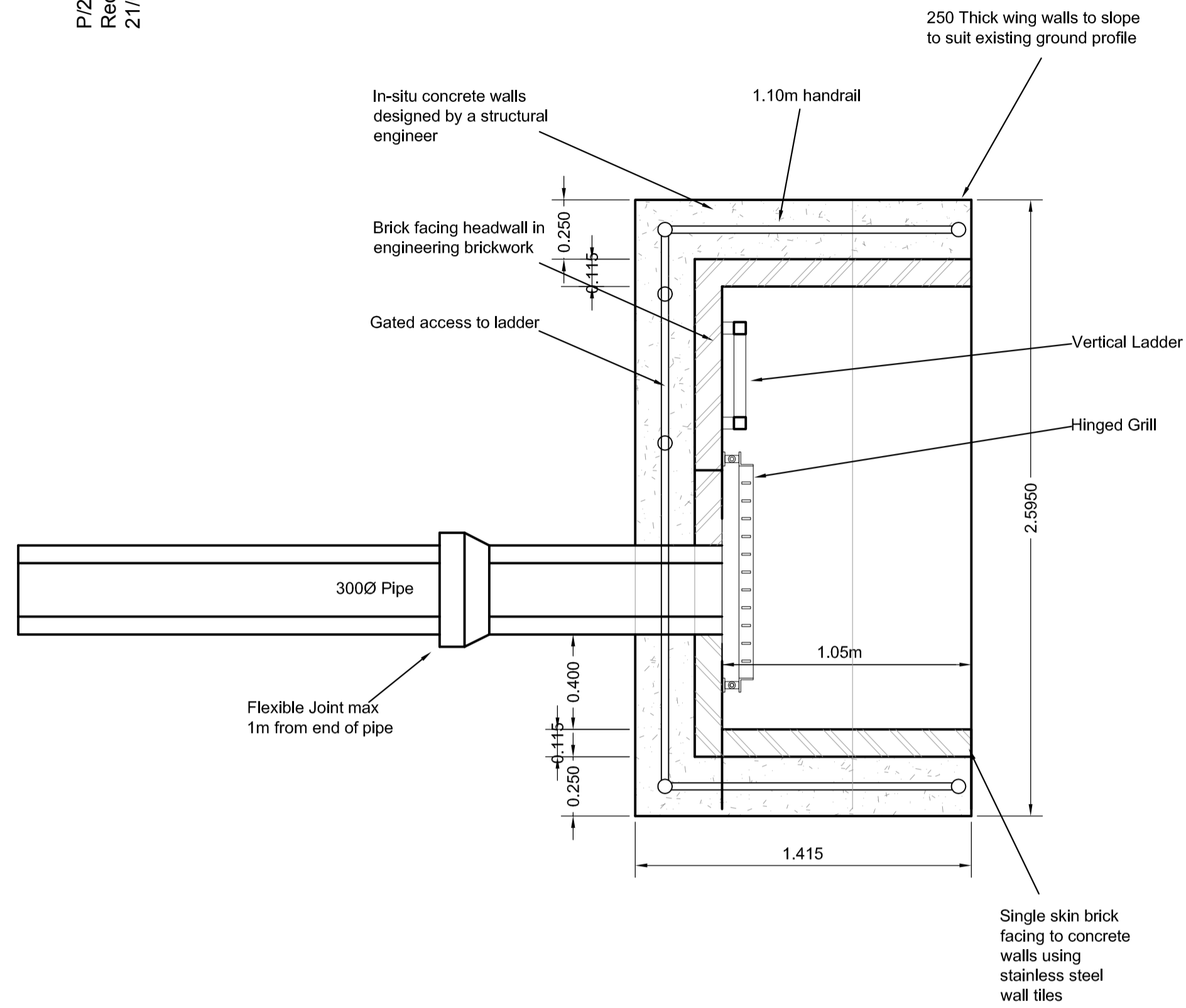


P/2016/00440  
Received  
21/03/2016



The Contractor is to check and verify in conjunction with the Architects details all setting out points, building and site dimensions, levels and sewer invert levels at connection points and ensure that they are fully compliant with the contents and of requirements of the Investigation Report before work starts.  
The Contractor is to comply in all respects with current building legislation, British Standard Specifications, Building Regulations etc. whether or not specifically stated on this drawing.  
This drawing is not intended to show details of ground conditions or ground contaminants. Each area of ground referred upon to support any structure depicted (including drainage) must be investigated by the Contractor any areas of formation for each structure which do not accord with the anticipated conditions as described in the site investigation report are to be immediately notified to the Engineer, where applicable. Any suspect fill ground or ground contaminants on or within the ground should be further investigated by a suitable report. Any earthworks shown indicate natural slopes for guidance only and should be investigated further by a suitable geotechnical expert.  
Where existing trees are shown to be retained they should be subject to a full Arboricultural Inspection for safety. All trees are to be preserved so as to ensure they are a minimum of 5 metres from buildings and 3 metres from drainage and sewers, where applicable. A foundation is to be provided to accommodate the proposed tree planting, where applicable.  
© This drawing and the building works depicted are the copyright of Banners Gate Ltd and may not be reproduced or amended except by written permission. No liability will be accepted for omissions made by other persons.

GENERAL NOTES

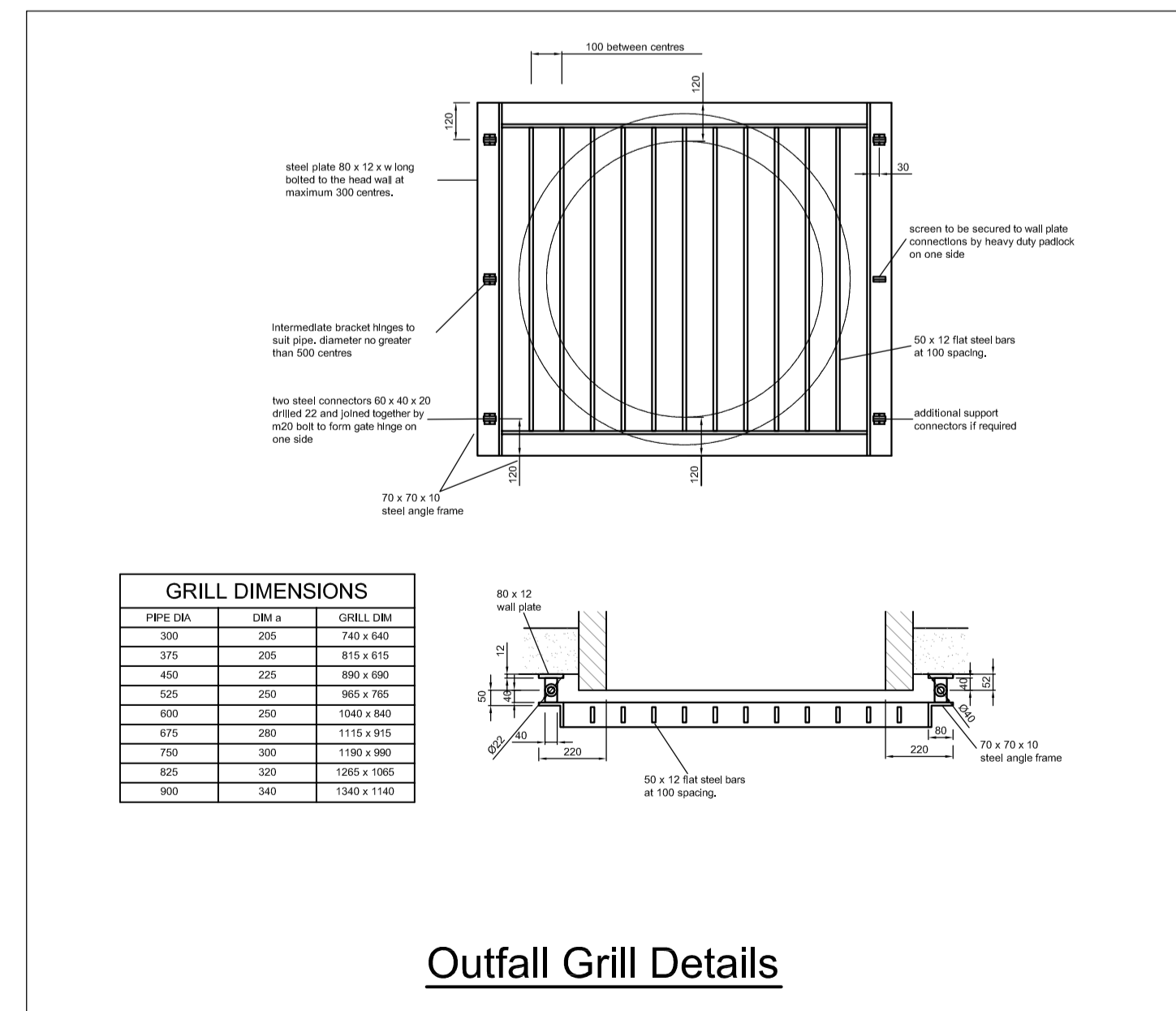
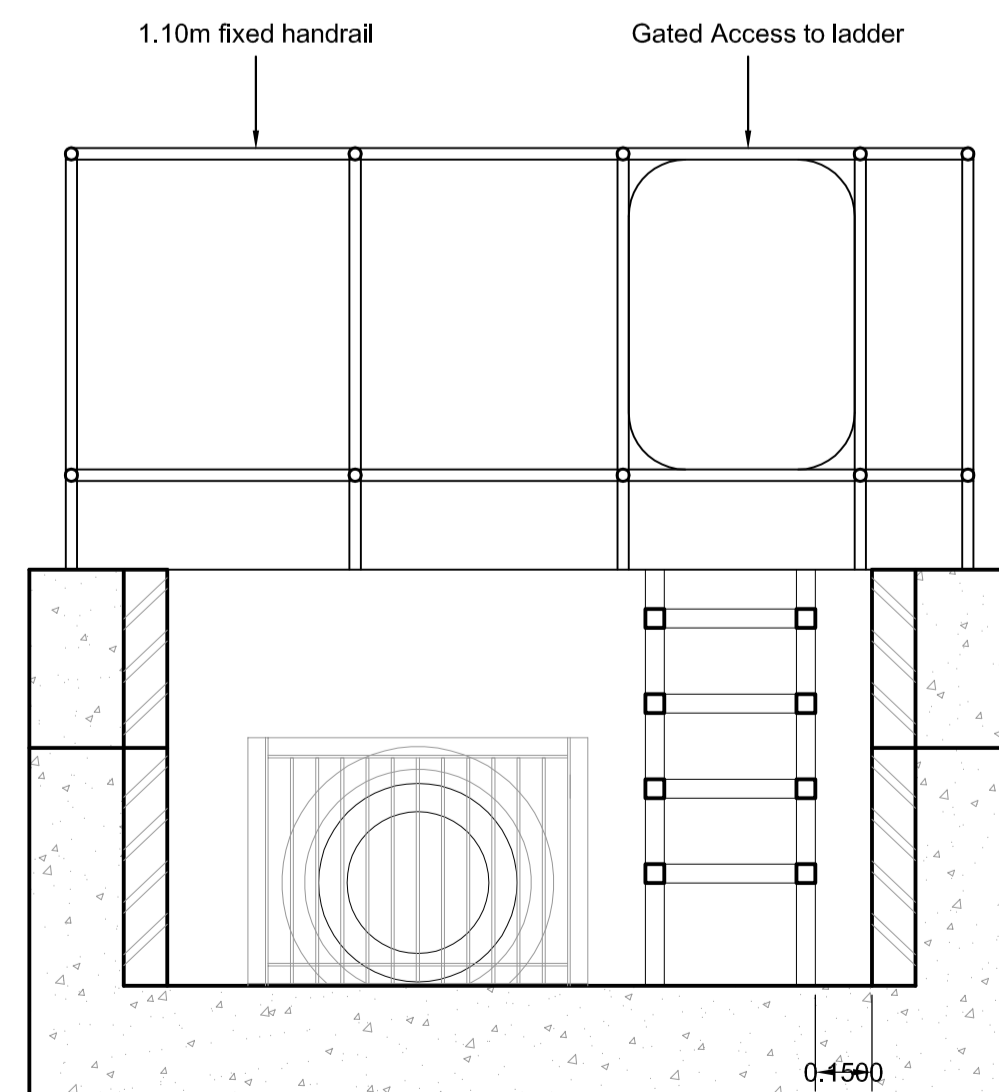
- All sewerage to be offered for adoption under Section 104 of the Water Industry Act 1991 shall be constructed in accordance with Sewers for Adoption 6th Edition & Welsh Water requirements.
- Pipes to have a Class S bed and surround where depths from cover to pipe soffit are greater than 1.2m.
- Where the manhole cover to pipe soffit is less than 1.2m then concrete protection is to be provided.
- Where the control chamber is to be constructed in existing highway, the Contractor must verify to the Engineer, the cover level and invert level, prior to commencement of works.

ADOPTABLE ROADS AND SEWERS

- Roads, footways and parking bays which form part of the highway to be adopted under Section 38 of the Highways Act 1980 shall comply with the requirements of the Adopting Authority.
- Sewers to be adopted under Section 104 of the Water Industries Act 1991 shall comply with the Water Authorities Association "Sewers for Adoption 6th Edition" with any amendments specified by the Adopting Water Authority.
- All pipes to be used in adoptable sewerage shall be either clayware to BS EN 295 or concrete to BS EN 1916 and BS 5911: Part 1 with Class S bedding unless otherwise stated. With approval of the Adopting Authority solid wall concrete external to reinforced UPVC pipes complying with the relevant provisions of BS EN 13476 may be used.
- Where cover to a pipe is more than 1200mm under adoptable carriageway the trench shall be filled to formation of the carriageway with well compacted DTP Type 1 material.
- Where cover to a pipe is less than 1200mm under adoptable carriageway it shall be provided with concrete protection in accordance with the specification of the adopting authority and back filled to formation of the carriageway with well compacted DTP Type 1 material. Where concrete bed and surround is specified flexibility of joints is to be maintained by using compressible bitumen impregnated fibreboard at each pipe joint.
- All existing drainage invert levels, diameters and locations are to be checked by the Contractor prior to the commencement of any proposed drainage work. Any difference between actual and drawn details is to be reported to the Engineer immediately.
- Positions of existing services/statutory undertakers apparatus adjacent to or crossing proposed sewers is to be checked by the Contractor prior to starting work.

PRELIMINARY  
DRAWING  
SUBJECT TO APPROVAL

# Outfall Headwalls S18 & S34



Outfall Grill Details

P/2014/01663  
Received 23/12/14

Rev.	Description	Date	By
Client			
Project			
Title	Construction Details Headwalls		
<p><b>BANNERS GATE</b> CIVIL, STRUCTURAL &amp; ARCHITECTURAL DESIGN SERVICES 10-11 Birmingham Street, Halesowen, West Midlands B63 3HN Tel: 0121 687 1500 Fax: 0121 687 1501 E-mail: mail@bannersgate.com</p>			
Date	November 2014	Checked	SCM
File	14102/dwgs/civils	Drawing	14102 / 312